

Slingsby Sailplanes Ltd., Kirbymoorside York.

Technical Instruction No. 15.

Swallow Inspection - To avert the Possibility of the Port Rudder Pedal Fouling the Quick Release pulley bracket.

An incident recently occurred involving the jamming of the rudder control due to the pedal links fouling the bolt on the quick release pulley bracket.

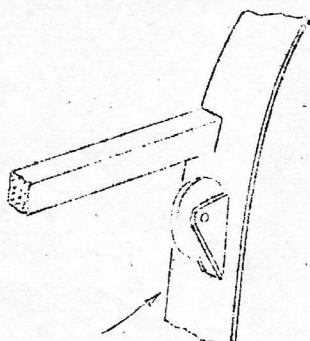
This inspection is introduced because it is thought that the trouble was caused by incorrect assembly of either the pulley bracket or the rear face of frame 1, or the rudder pedals.

AIRCRAFT AFFECTED. All aircraft fitted with mod. 4 and top hung pedals.

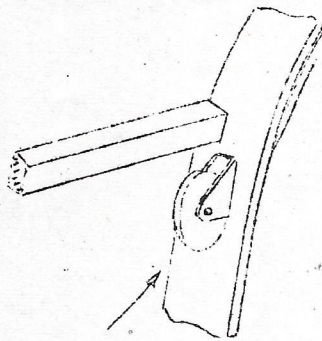
Note: A/C fitted with 3 bearing brackets (instead of 2 bearing brackets & Dist. tubes) Are not affected.

Embodiment - Aircraft not to be flown until after Inspection.  
Procedure.

- (1) Examine the pulley on the rear face of frame 1 (mod 4) situated just below the longeron. Ascertain that it is mounted the right way up from the drawing below.

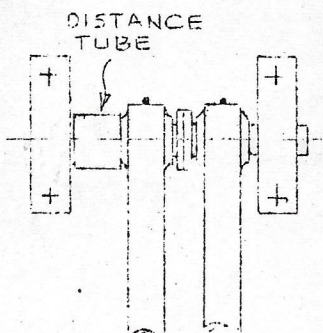


CORRECTLY ASSEMBLED

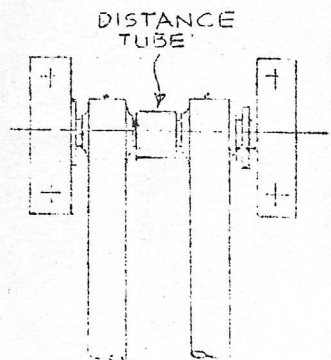


INCORRECTLY ASSEMBLED

Examine the pedals and ensure that they are assembled on the pedal shaft as shown below.



CORRECTLY ASSEMBLED



INCORRECTLY ASSEMBLED

- (3) If either of the above are incorrectly assembled then reassemble correctly.

Entry in Log. Date and details of the inspection, and action taken, (if any) should be noted in the aircraft log book.

Circulation B.G.A. 150 copies.