

CAA PMD

A BGA guide

Step one: Opening a CAA account

Open an account with CAA's online customer portal.

Google CAA portal or go to <https://www.caa.co.uk/our-work/about-us/doing-business-with-the-caa/customer-portal/>

There's a handy CAA video here <https://youtu.be/xLFbNEkMT94>

Important point about the PMD

The CAA Pilot Medical Declaration allows suitably fit individuals to self-declare medical fitness to fly aircraft up to a maximum MTOM and a maximum number of passengers.

It is VITALLY important that individuals are honest about and understand any health issues they may have and carefully [read the PMD guidance here.](#)


The following describes the declaration process.

Step 2: Accessing the CAA's medical system having logged into the CAA customer portal and selected medical services

Fitness Status: Class 2 Fit
Please select requirement.

Apply for UK Class 1/3 Med Cert	Answer
Apply for UK Class 2 Med Cert	Answer
Apply for a LAPL Med Cert	Answer
Apply for UK Class 1 (Flt Eng / Nav)	Answer
Pilot Medical Declaration	Answer

[Access My Cellma Record](#)
[Book Appt. with CAA Specialist](#)



You have selected to answer the Pilot Medical Declaration

By continuing with this application, I confirm that I have read and understood the CAA guidance on self-declaring medical fitness at <http://www.caa.co.uk/General-Aviation/Pilot-licences/Medical-requirements/Medical-requirements-for-private-pilots/>


FALSE REPRESENTATION STATEMENT

It is an offence under Article 256 of the Air Navigation Order 2016 to make, with intent to deceive, any false representation for the purpose of procuring the grant, issue, renewal or variation of any certificate, licence, approval, permission or other document. This offence is punishable, on summary conviction, by a fine and, on conviction on indictment, with a fine or up to two years imprisonment or both.

✓ Accept



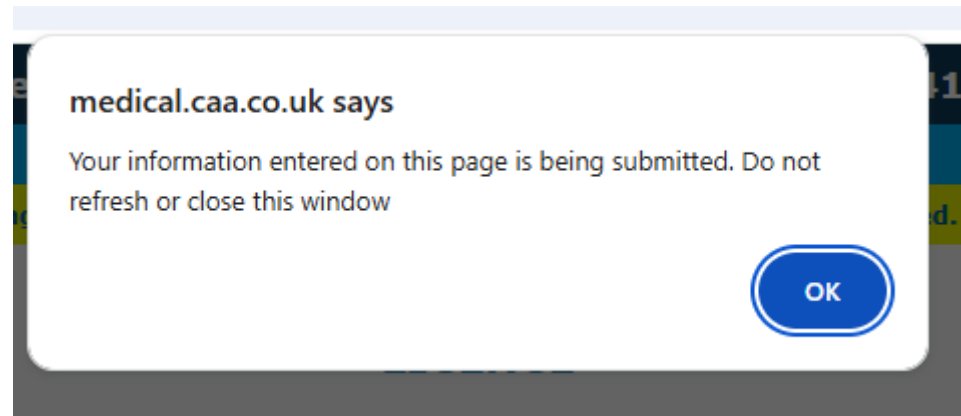
Pilot Medical Declaration

Choose Licence Type(s) against which you are making a fitness to fly declaration ? 

<input type="checkbox"/>	UK Part-FCL PPL to fly Part 21 aircraft
<input type="checkbox"/>	UK Part-FCL PPL to fly non-Part 21 aircraft
<input type="checkbox"/>	National Private Pilot Licence (NPPL)
<input type="checkbox"/>	UK Private Pilot Licence (UK PPL)
<input type="checkbox"/>	UK Commercial Pilot Licence (CPL) Balloons that is restricted to commercial operation and the privileges of a UK PPL (Balloon and Airships)
<input type="checkbox"/>	UK Part-FCL LAPL to fly Part 21 aircraft
<input type="checkbox"/>	UK Part-FCL LAPL to fly non-Part 21 aircraft
<input type="checkbox"/>	UK Part-SFCL SPL
<input type="checkbox"/>	UK Part-BFCL BPL



When this appears, click 'ok' and wait....



Pilot Medical Declaration

33.33%

DECLARATION

*I have read and understand the Guidance Notes as part of this declaration and: [?](#)

I confirm that I have read and understood the CAA guidance on self-declaring medical fitness at (<https://www.caa.co.uk/General-Aviation/Pilot-licences/Medical-requirements/Medical-requirements-for-private-pilots/>) and I reasonably believe that I meet the medical requirements for a Group 1 Licence issued by the Driver and Vehicle Licensing Agency and are not subject to a disqualifying medical condition

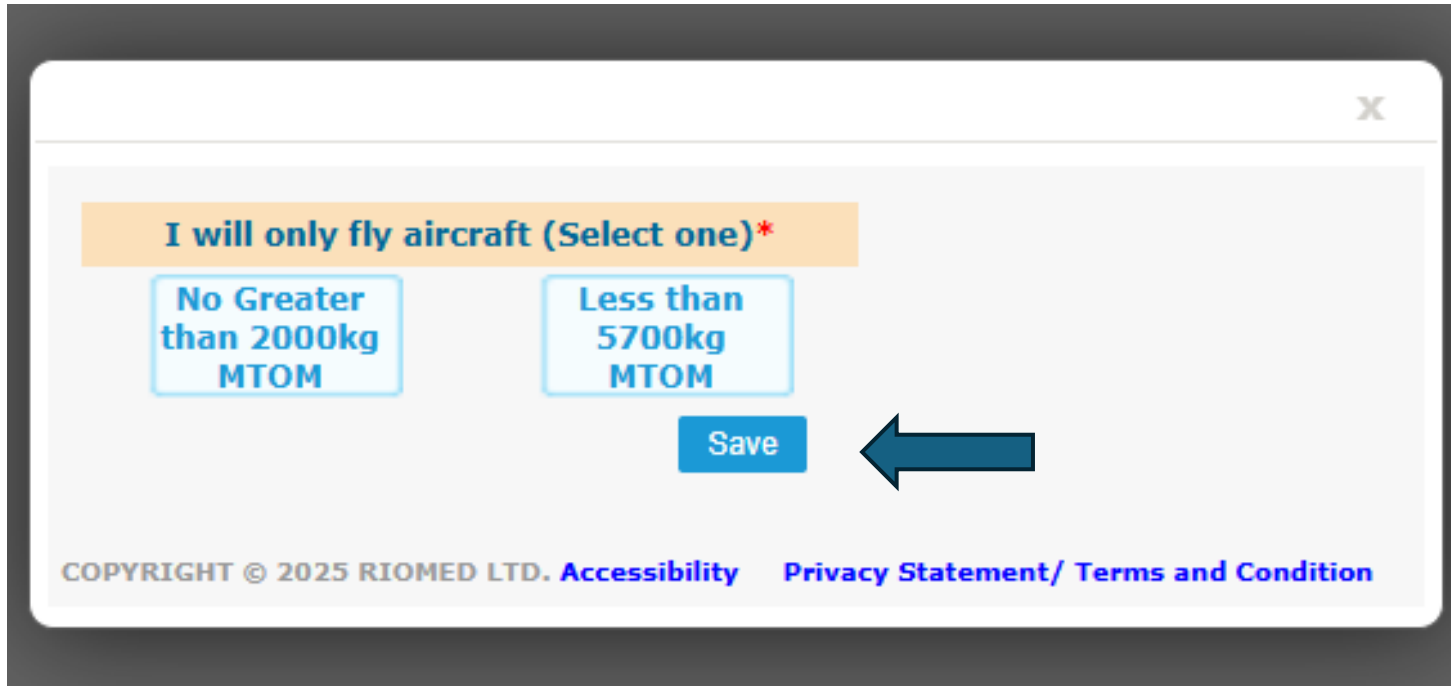
I hereby withdraw my previously submitted medical declaration as I no longer reasonably believe that I satisfy the requirements of meeting the medical requirements for a Group 1 Licence issued by the Driver and Vehicle Licensing Agency; or I am subject to a disqualifying medical condition.

[← Back](#)

[Next →](#)



Select one and save (if unsure which one, see the CAA PMD guidance)



A screenshot of a web form with a dark grey border. The form has a white background and a close button (X) in the top right corner. The main heading is "I will only fly aircraft (Select one)*" in bold black text, set against a light orange background. Below this, there are two selection options in light blue boxes: "No Greater than 2000kg MTOM" and "Less than 5700kg MTOM". A blue "Save" button is positioned below these options, with a large blue arrow pointing to it from the right. At the bottom of the form, there is a footer containing the text "COPYRIGHT © 2025 RIOMED LTD." followed by links for "Accessibility", "Privacy Statement/", and "Terms and Condition".

I will only fly aircraft (Select one)*

No Greater than 2000kg MTOM

Less than 5700kg MTOM

Save

COPYRIGHT © 2025 RIOMED LTD. [Accessibility](#) [Privacy Statement/](#) [Terms and Condition](#)

Download a copy and then 'next' to finish

Cellma Patient Menu

A Assessments and Feedback

Pilot Medical Declaration

LICENCE

Question

Choose Licence Type(s) against which you are making a fitness to fly declaration?

Answer

UK Part: SFCL SPL

DECLARATION

Question

I have read and understand the Guidance Notes as part of this declaration and:

Answer

I confirm that I have read and understood the CAA guidance on self-declaring medical fitness at (<https://www.caa.co.uk/General-Aviation/Pilot-Licences/Medical-requirements/Medical-requirements-for-private-pilots/>) and I reasonably believe that I meet the medical requirements for a Group 1 Licence issued by the Driver and Vehicle Licensing Agency and are not subject to a disqualifying medical condition

I will only fly aircraft (Select one)

Answer

No Greater than 2000kg MTOM

Declaration

I hereby declare that I have carefully considered the statements above and to the best of my belief my declaration is complete and correct

Copyright © 2023 KIDDER LTD. [Accessibility](#) [Privacy Statement/ Terms and Conditions](#)

Type Patient Pre Assessment
[Download](#) | [Print](#)

[Next](#) ➔